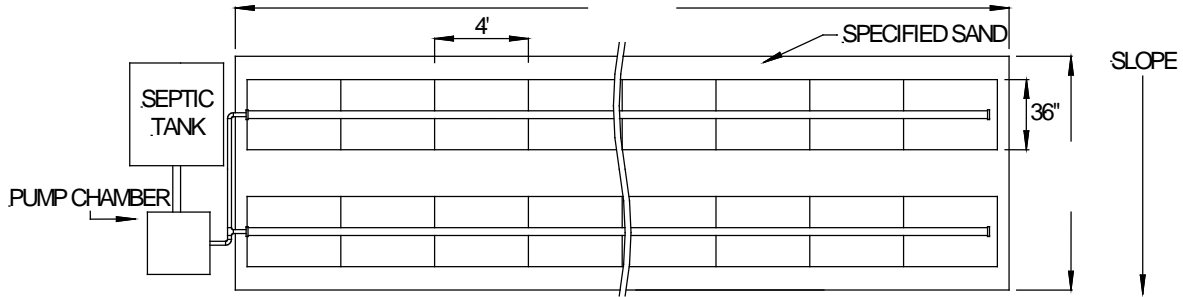
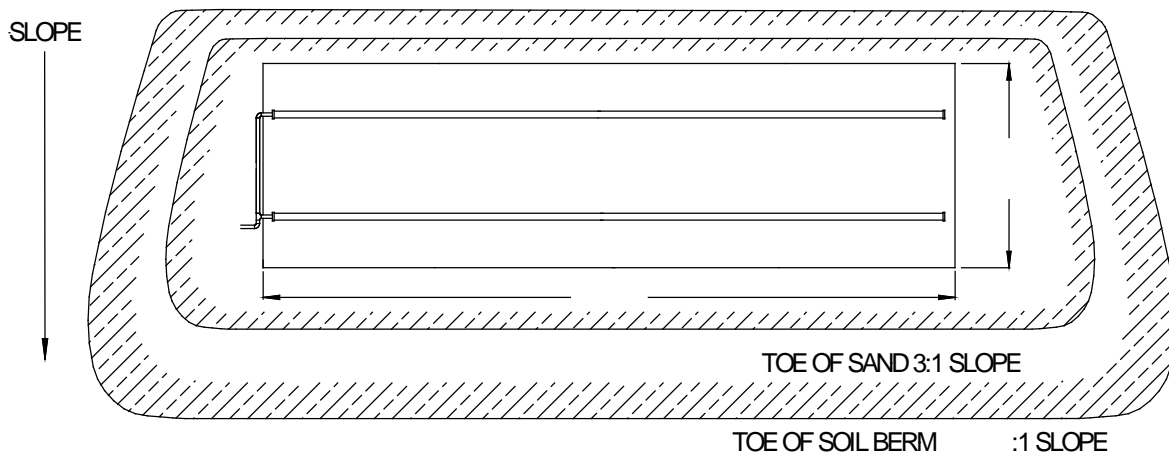


Eljen GSF[®] 2 Line System

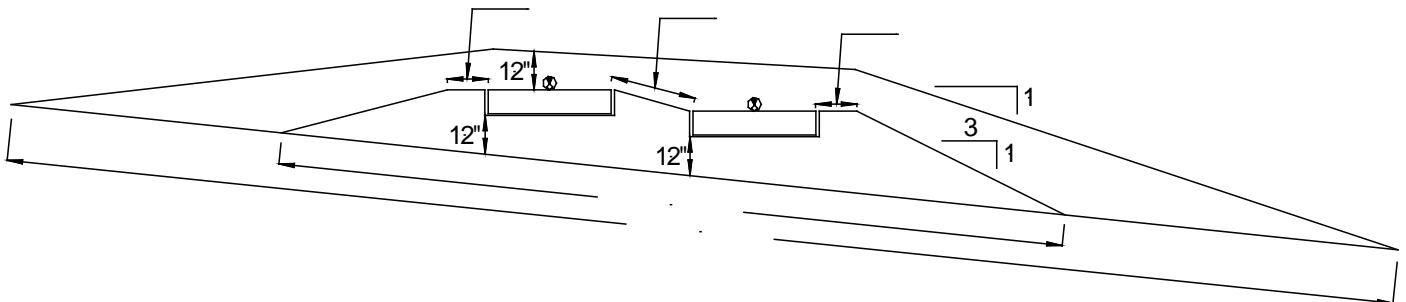
ABSORPTION AREA WITH CONNECTIONS TO PUMP CHAMBER



PLAN VIEW



CROSS SECTION VIEW



Notes:

1. On sites with slopes greater than 8% but less than 12% the length:width ratio shall be a minimum of 4:1 and the berm shall be a minimum of 3:1 slope.
2. On sites with slopes of 12 – 15%, the length:width ratio shall be a minimum of 6:1 and the berm shall be a minimum of 4:1.

NOT TO SCALE



www.eljen.com

XPPERTSEPTIC.com
the "no sand mound" guys
(888) 4 SEPTIC
make us your first call